



District Report Card: 2017


State: Odisha	District: Kendrapara
Class: 3	Subject: Mathematics
Schools: 61	Students: 894


Participation/Coverage


Students

<div>GENDER</div> <div></div>	Boys			Girls		
	Number		%	Number		%
	430		48.10	464		51.90

<div>AREA</div> <div></div>	Rural			Urban		
	Number		%	Number		%
	834		93.29	60		6.71

<div>CATEGORY</div> <div></div>	SC		ST		OBC		GEN	
	Number	%	Number	%	Number	%	Number	%
	282	31.54	1	0.11	466	52.13	145	16.22

<div>CWSN</div> <div></div>	LD	VI	HI	S&LD	ID	Oth
	2	0	0	1	4	6

<div>Management</div> <div></div>	Government			Government-aided		
	Number		%	Number		%
	870		97.32	24		2.68

Average Performance of Students in Mathematics (%)

Overall	Gender		Area		Management		Social Group			
	Male	Female	Rural	Urban	Govt.	Aided	SC	ST	OBC	GEN
52.57	53.13	52.04	52.05	59.78	52.60	51.39	47.78	33.33	53.93	57.61

Performance on Learning Outcomes (LOs)

Learning Outcomes	Description	Average Performance(%)
M301	Reads and writes numbers up to 999 using place value	53.08
M302	Compares numbers up to 999 based on their place values	62.98
M303	Solves simple daily life problems using addition and subtraction of three digit numbers with and without regrouping	49.33
M304	Constructs and uses the multiplication facts (up till 10) in daily life situations	54.81
M305	Analyses and applies an appropriate number operation in the situation/ context	53.69
M306	Explains the meaning of division facts by equal grouping/sharing and finds it by repeated subtraction	50.89
M309	Identifies and makes 2D-shapes by paper folding, paper cutting on the dot grid, using straight lines etc.	65.29
M311	Fills a given region leaving no gaps using a tile of a given shape	14.32
M312	Estimates and measures length and distance using standard units like centimeters or meters & identifies relationships	29.77
M317	Reads the time correctly to the hour using a clock/watch	53.47
M318	Extends patterns in simple shapes and numbers	44.98
M319	Records data using tally marks, represents pictorially and draws conclusions	71.59

Range of Performance of Students who Answered Correctly							
Below 30%		30% - 50%		50% - 75%		Above 75%	
Number	%	Number	%	Number	%	Number	%
216	24.16	161	18.01	293	32.77	224	25.06

Lowest Performing Learning Outcomes (LOs)

- 1 - Fills a given region leaving no gaps using a tile of a given shape (14.32)
- 2 - Estimates and measures length and distance using standard units like centimeters or meters & identifies relationships (29.77)
- 3 - Extends patterns in simple shapes and numbers (44.98)
- 4 - Solves simple daily life problems using addition and subtraction of three digit numbers with and without regrouping (49.33)
- 5 - Explains the meaning of division facts by equal grouping/sharing and finds it by repeated subtraction (50.89)